

# VOICES OF HEALTH

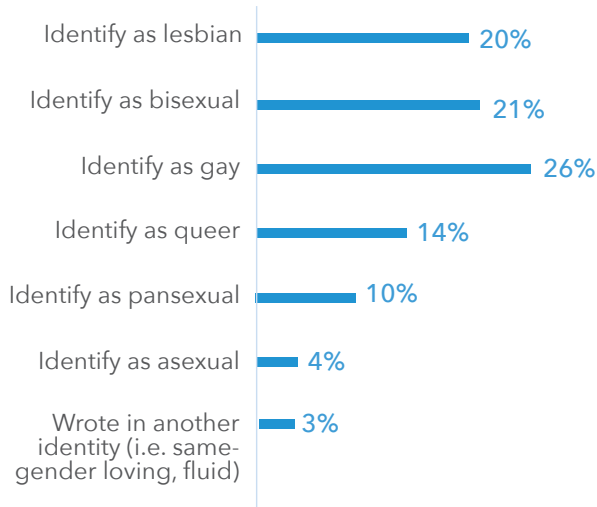
## 2017 SURVEY RESULTS

— SNAPSHOT —



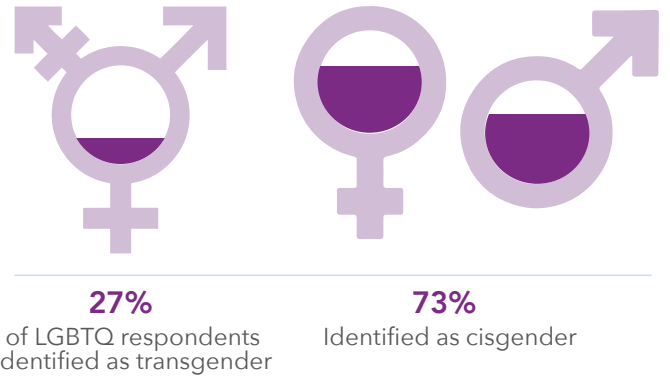
Rainbow Health Initiative has conducted the annual Voices of Health survey of LGBTQ health in Minnesota since 2010. **2,517 LGBTQ+ Minnesotans completed the survey in 2017, more than have been collected by any previous VoH survey.** This year, 1,313 LGBTQ+ respondents filled out paper surveys at Pride events throughout the state, while 1,204 completed their surveys online through Survey Monkey.

## SEXUAL ORIENTATION



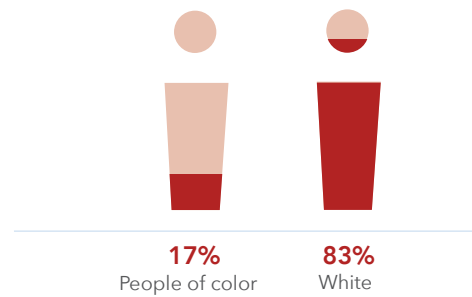
While **1.1%** of all LGBTQ respondents identified as straight, these respondents were all transgender.

## GENDER



Overall, respondents are predominantly cisgender women (**46%**). **4%** of respondents are trans women. Cisgender men make up **30%** of respondents, and trans men make up **6%** of respondents. **14%** of respondents are nonbinary, genderqueer, gender non-conforming, or genderfluid.

## RACE AND ETHNICITY



Overall, **2.6%** of respondents are black, **2.9%** are Latinx or Hispanic, **1%** are Native Americans, **2.7%** are Asian or Pacific Islander, **.6%** are Arab or Middle Eastern, and **7.7%** either identified as mixed race or checked two or more races.

## LOCATION



**47%** of respondents live in the Twin Cities Metropolitan Area, **15%** live in cities outside of the Twin Cities Metro (Duluth, Moorhead, Mankato, St. Cloud, and Rochester) while the remaining **39%** of respondents live in smaller towns.

## HOMELESSNESS



**2%** of respondents (46 people) were currently homeless at the time they took the survey. While **71%** of respondents reported that they had never been homeless, **29%** of respondents reported they had been homeless at least once in their lifetime.

## MENTAL HEALTH



**3 in 5** LGBTQ respondents were experiencing moderate to severe mental distress at the time of the survey. **45%** were experiencing moderate mental distress and **29%** of LGBTQ respondents were experiencing severe mental distress at the time of the survey. **26%** of LGBTQ respondents were experiencing no mental distress at the time of the survey.

## HEALTH ACCESS



**52%** of LGBTQ respondents are “out” to their doctor or primary care provider and an additional **12%** are somewhat out. **21%** said they were not out to their doctor and **6%** were unsure if they were out. **9%** reported having no primary care provider.

**88%** of LGBTQ respondents had seen a doctor or medical care provider in the past year.

**7%** of LGBTQ respondents reported being uninsured, compared to **4%** of the general population. **48%** of LGBTQ respondents reported that cost was a barrier to accessing health care, even if they had insurance.

**28%** of LGBTQ respondents delayed getting care because they couldn't afford it. **11%** postponed or didn't

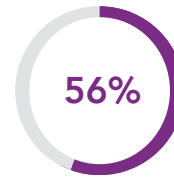
get care because of disrespect or discrimination from healthcare providers. **2%** had a provider refuse to treat them in the past year because they are LGBTQ, and an additional **5%** have had a provider refuse to treat them in their lifetime. **18%** of LGBTQ respondents have been asked unnecessary or invasive questions about their sexual orientation or gender identity unrelated to the purpose of their visit in their lifetime.

**27%** have had to teach their provider about LGBTQ people in order to get appropriate care.

**5%** have had a provider that was physically rough or abusive when treating them. **11%** have experienced harsh or abusive language from providers.

**9%** have experienced verbal harassment in a health care setting. **2%** have been physically attacked in a health care setting in their lifetime.

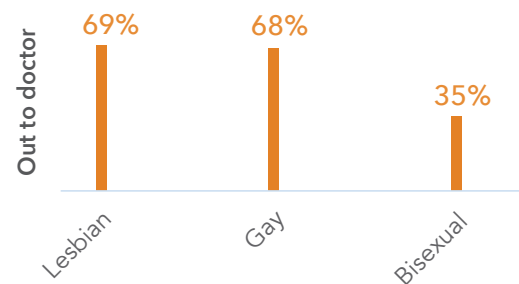
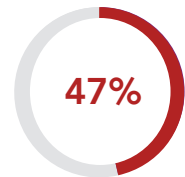
## UNWANTED SEX



A staggering **56%** of LGBTQ respondents reported experiencing unwanted sexual activity in their lifetime.

## PHYSICAL ASSAULT

**47%** of LGBTQ respondents have experienced physical assault in their lifetime.



While **69%** of lesbians and **68%** of gay men reported being out or somewhat out to their doctors, only **35%** of bisexuals reported being out or somewhat out to their doctor.

## FOOD SECURITY

In the past 12 months in your household:

Did you or other members of your household ever cut the size of your meals or skip meals because there wasn't enough money for food? **24%**

Did you ever eat less than you felt you should because there wasn't enough money for food? **30%**

Were you ever hungry but didn't eat because there wasn't enough money for food? **26%**

## TOBACCO USE



**37%** of LGBTQ respondents are "ever smokers" (have smoked 100 cigarettes or more), and **21%** of all LGBTQ respondents are current smokers. Of the **37%** of LGBTQ respondents who are "ever smokers," **49%** have quit smoking.

**11%** of LGBTQ respondents reported currently using e-cigarettes, **7%** reported using cigars, and **2%** reported using snus or chewing tobacco.

The survey was collected through a convenience sampling technique, which is common in research with the LGBTQ community due to the difficulty of achieving a sufficiently large random sample. Through intentional sampling, and targeted boosted posts on Facebook and Instagram, RHI collected surveys from LGBTQ people of diverse age, race, education, gender identity, and sexual orientation backgrounds.

Paper surveys were coded to a spreadsheet, combined with the downloaded data from Survey Monkey, and analyzed in Stata.



**Author**  
**Editor**  
**Designer**

Dylan Flunker, MPP  
Heidi Johnson, MA  
Emma Marchese

# VOICES OF HEALTH